TECHNICAL DATASHEET

WRAS APPROVED DZR DOUBLE CHECK VALVE



HOME CREATOR

Item No.: HC-C10152

1 CERTIFICATION INFORMATION

Declaration of conformity: WRAS Approved DZR Double Check valve, Confirmation of this approval can be obtained from the WRAS Approvals Directory (www.wras.co.uk/directory).

Approval number: 250504719

2 PRODUCT BASICS

Product Name: WRAS APPROVED DZR DOUBL CHECK VALVE

Purpose: Double check valves are used to prevent the risk of backflow and back siphonage contamination in domestic dwellings, public and commercial buildings.

Manufacturer (supplier): HOME CREATOR GROUP LTD.

3 MAIN TECHNICAL DATA AND CHARACTERISTICS

3.1 SPECIFICATIONS

Table 1

Connection thread, inch		1/2"	3/4"	1"	11/4"	11/2"	2"
Nominal diameter DN, mm		15	22	28	35	42	54
Nominal pressure PN, Bar		16	16	16	16	16	16
Operating temperature range, ºC		−10 to +85					
Seal tightness		Class "A"					
Connection thread (ISO228-1)		Parallel					
Uptime	average full-service life	15 years old					

3.2 MATERIAL OF MANUFACTURE AND CONSTRUCTION CHECK SERIES

Female-Female thread (FxF)

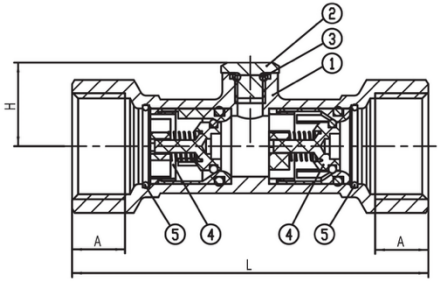

Table 2

Name	Material
(1) Body	DZRCZ132
(2) Hexagonal Screw	Brass
(3) O Ring	EPDM
(4) Stop Reverse Core	Brass
(5) Clip Spring	Stainless Steel 304

1. HOME Double check valves are designed to prevent backflow and back siphonage contamination in domestic, public and commercial buildings.
2. The valve has a maximum working pressure of 16 bar and complies with BS EN 13959 'Anti-pollution check valves' Family E Type D. Compression ends comply with BS EN 1254-2.

3.3 DZR DOUBLE CHECK VALVE
Female-Female thread (FxF)



3.4 CROSS SECTION
Female-Female thread (FxF)

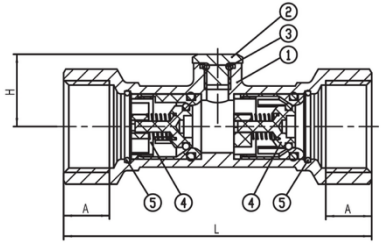

Table 4

SKU	Size(mm)	A	L	H
HC-C10152	1/2"	12.5	74.5	16.5
HC-C10152	3/4"	14.5	84	20
HC-C10152	1"	15.5	108	22.5
HC-C10152	1 1/4"	17	118	30
HC-C10152	1 1/2"	18.5	137	33.5
HC-C10152	2"	23	178	39.5

3.6 MAXIMUM PRESSURE CONDITIONS

Female-Female thread (FxF)

Table 5

Size	Max Pressure (bar)	Min/Max Temperature (°C)	Test Pressure		Max Pressure (psi)	Min/Max Temperature (°F)	Test Pressure	
			Shell (bar)	Seat (bar)			Shell (psi)	Seat (psi)
1/2" to 2"	16	-10°C to +85°C	24	17.6	232	14°F to 140°F	348	255

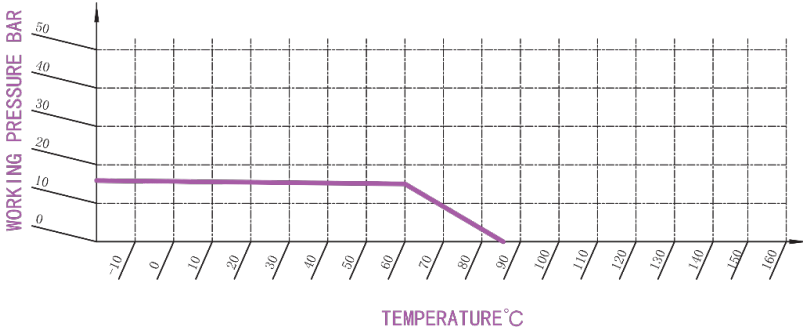

4 INSTALLATION AND OPERATION

4.1 Installation of a check valve should be carried out by a specialist or a specialized organization in accordance with the Installation Requirement Notes (IRNs) " water regulation approval schedule."

4.2 The check valve can be installed in any mounting position, both horizontal and vertical. Any direction of the working medium is allowed.

4.3 Sealing of threaded connections should be carried out using standard sealing materials.

4.4 The check valve should not experience loads from the pipeline (when bending, compressing, stretching, torsion, braiding, vibration, uneven tightening of the fasteners, etc.)

4.5 Upon completion of the installation work, it is necessary to carry out individual tests of the equipment with the preparation of the act.

4.6 The check valves shall be operated in accordance with the characteristics specified in paragraph 3. of this technical passport.

4.7 When installing a valve, in order to prevent the formation of cracks and chips on the coupling ends of the valve, as well as deformation of the valve body or depressurization of the connection point of the semi-hulls, it is recommended to use standard carob Keys.

4.8 During installation, when tightening the valve, the key must be captured by the hexagon of the housing closest to the connection thread. It is not allowed to exceed the tightening moments indicated in the table below:

Size, inch	1/2"	3/4"	1"	11/4"	11/2"	2"
Maximum torque, N·m	40	68	100	128	160	200

4.9 To exclude possible contaminants associated with the installation of the valve (excess sealing material, paste, etc.) into the internal cavities of the tap, the valve should be mounted in a fully open position.

4.10 The check valve has only two operating positions: fully open or fully closed. It is not allowed to use HOME CREATOR check valves as control valves, this can lead to a reduction in service life.

4.11 In the case of using the valve in pipeline systems with a high content of mechanical impurities, it is recommended to additionally mount a U-shaped filter for cleaning HOME CREATOR.

5 DESCRIPTION AND WORK

The check valve blocks the flow of the transported medium with a spherical gate shape. The shutter rotates 90 degrees by transmitting torque from the crane handle through

the rod. The bolt has seals on the sides of the outlet pipes and rod.

6 MAINTENANCE

6.1 Articles must be operated within the values specified in para. 3, para. 4 of this technical passport.
6.2 To extend the service life of sealing elements, it is recommended to open / close the HOME CREATOR check valve at least 1 time in 6 months.

7 STORAGE AND TRANSPORTATION CONDITIONS

Products are transported in the packaging of the manufacturer in accordance with the rules operating on the mode of transport used.

8 RESOURCES, LIFETIMES AND MANUFACTURER'S (SUPPLIER'S) WARRANTIES

8.1 Average full service life of a check valve: 30 years.
8.2 The manufacturer (supplier) guarantees the operability and compliance with the safety requirements of the product if the consumer complies with this technical passport HC-C10152.
8.3 Warranty period: 5 years from the date of sale to the end user / from the date of commissioning of the object. The warranty covers all defects caused by the manufacturer.
8.4 When making claims about the quality of the goods, the buyer provides the following documents:
8.4.1 An application in any form, which indicates:
a) Name of the organization or F. And. About. buyer, actual address, contact phone number;
b) The name and address of the organization that carried out the installation of the product; c) a brief description of the malfunction of the product.
8.4.2 A document confirming the purchase of the product (cash/sales receipt, waybill, receipt, etc.).
8.4.3 Photos of the product confirming its malfunction, or the product itself.
8.4.4 Act of hydraulic testing of the system in which the product was mounted.
8.4.5 Completed warranty card.
8.5 The warranty does not cover defects arising from:
8.5.1 Violations of the passport regimes of storage, transportation, installation and operation of the product.
8.5.2 The presence of traces of extraneous interference in the design of the product.
8.5.3 Effects of substances aggressive to the materials of the product.

8.5.4 Effects on the product of excessive force.
8.5.5 Impact on the product of fire, natural disasters and other force majeure circumstances.
8.6 The warranty also does not apply in cases where the manufacturer's markings are partially or completely changed erased, removed or illegibly visible.
8.7 In case of unreasonableness of the claim, the costs of diagnostics and examination of the product are paid by the buyer.
8.8 Manufacturer HOME CREATOR GROUP LTD reserves the right to make changes to the design of the product that do not affect the declared technical characteristics.
8.9 Claims for the quality of the goods can be made during the warranty period at the address of the manufacturer HOME CREATOR GROUP LTD.

9 CERTIFICATE OF ACCEPTANCE AND PACKAGING

9.1 Check valves packed by the manufacturer.
9.2 Packaging ensures the safety of products subject to compliance with clause 7.
9.3 The materials and substances used for packaging are safe for people and the environment.
9.4 The check valve is in the open position.
9.5 The batch of check valves is recognized as suitable for operation and is accepted with 100% control at RPR = 2.5 * PW.

Date of manufacture		**QUALITY Mark**	

10 NOTE

WARRANTY CARD No _____

Name: WRAS APPROVED DZR DOUBVLE CHECK VALVE

Article: HC-C10152 Quantity: _____

Name and Address of the trading organization: _____

Date of Sale: _____ Seller's full name / Seller's signature, Stamp / seal of the trading organization: _____

I agree with the terms of the warrant: _____

Product Return Mark: _____

Buyer's signature: _____

Date / Signature: _____

View your passport online:

WARRANTY PERIOD: 5 YEARS

Warranty is provided.
according to paragraph 8 of the technical passport HC-C10152

HOME CREATOR GROUP LTD | LONDON, UK
Add: 167-169 Great Portland Street, London,
W1W 5PF, United Kingdom
Web: www.homecreatorgroup.com
Tel: +971 558432055